



PISTON COMPRESSOR


From 6 litres 2 HP To 500 litres 10 HP



TECHNOLOGY YOU CAN TRUST

A Long History of Quality Products

YESTERDAY



TODAY



Mark sets the highest standard of quality and reliability:

- State of the art design
- EC directive compliance
- Environment care



Quality DESIGN

Our wide oil lubricated piston range will satisfy most of the applications with extended offer.

Aluminium range:

- BLUEWIND direct and belt driven from 8 up to 9 bar.
- BLUEWIND PRO direct range from 8 up to 10 bar.

Aluminum range with cast iron cylinders:

- STORMY PRO belt driven range 11 bar.
- STORMY PRO belt driven range 15 bar.
- FONOSTOP floor mounted silenced range.
- STORMY SILENT PRO silenced range available as floor, tank mounted with or without dryer.

Bluewind

BLUEWIND range has been developed to ensure quality, reliability and efficiency for semi professional applications requiring standard duty and occasional use of compressed air. Portable or mobile, they can easily fit in a car and will give full satisfaction to hobbyists, craftsmen and artisans.










Coaxial 8 bar



These 2 HP models have a maximum outlet pressure of 8 bar, are available in three tank sizes and include the following features:

- ON/OFF pressure switch.
- Pressure reducer.
- Carrying handle (6 litres) and wheels (24 and 50 litres).

TECHNICAL DATA

Type														
		litres	bar	psi	l/min	cfm	HP	kW	rpm	V/hz/Ph	L	W	H	Kg
6DP2	1 FC 2	6	8	116	222	7,8	2	1,5	2.850	230/50/1	440	460	450	20
25DC2	1 FC 2	24	8	116	222	7,8	2	1,5	2.850	230/50/1	585	280	580	24
50DC2	1 FC 2	50	8	116	222	7,8	2	1,5	2.850	230/50/1	780	390	650	34










Belt Driven 9 bar



These 2 HP models have a maximum outlet pressure of 9 bar, are available in three tank sizes and include the following features:

- ON/OFF pressure switch.
- Pressure reducer.
- Handle, wheels and pad.
- Plastic belt guard for protection and improved cooling.

TECHNICAL DATA

Type														
		litres	bar	psi	l/min	cfm	HP	kW	rpm	V/hz/Ph	L	W	H	Kg
25BC2	1 B2800I	27	9	130	254	9	2	1,5	1.500	230/50/1	820	355	655	41
50BC2	1 B2800I	50	9	130	254	9	2	1,5	1.500	230/50/1	840	395	730	44
90BC2	1 B2800I	90	9	130	254	9	2	1,5	1.500	230/50/1	970	490	850	56

Bluewind Pro

BLUELINE PRO range has been designed to offer a direct driven solution to small but heavier duty requirements, while maintaining a compact design normal operating and service costs.










Coaxial 8 bar



These 2 HP and 8 bar models, are available in five tank sizes and include the following features:

- Aluminium block with large fins for improved cooling.
- ON/OFF pressure switch.
- Pressure reducer.
- Carrying handle (6 litres), wheels and pad (10 to 90 litres).

TECHNICAL DATA

Type														
		litres	bar	psi	l/min	cfm	HP	kW	rpm	V/hz/Ph	L	W	H	Kg
6DM2PRO	1 F 241	6	8	116	240	8,4	2	1,5	2.850	230/50/1	440	460	450	19
10DM2PRO	1 F 241	10	8	116	240	8,4	2	1,5	2.850	230/50/1	380	355	640	19
25DM2PRO	1 F 241	24	8	116	240	8,4	2	1,5	2.850	230/50/1	585	280	585	22
50DM2PRO	1 F 241	50	8	116	240	8,4	2	1,5	2.850	230/50/1	780	390	660	32
100DM2PRO	1 F 241	90	8	116	240	8,4	2	1,5	2.850	230/50/1	970	455	800	43

Coaxial 10 bar








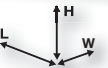

These 3 HP and 10 bar models, are available in two variants and includes the following features:

- V design block.
- ON/OFF pressure switch.
- Pressure reducer with filter and direct outlet.
- Carrying handle (6 litres), wheels and pad (2*11 litres).

2*11 model has been designed with inflatable wheels and extendible handle to ensure easy transport even outdoor. It includes a protecting frame and a anti-slippery tray to store tools.



TECHNICAL DATA

Type														
		litres	bar	psi	l/min	cfm	HP	kW	rpm	V/hz/Ph	L	W	H	Kg
25DM3PRO	1 GV 34	24	10	145	340	12	3	2,2	1.450	230/50/1	625	555	785	44
2*11DM3PRO	1 GV 34	2*11	10	145	340	12	3	2,2	1.450	230/50/1	810	625	615	56

Stormy Pro

BELTAIR PRO is an evolution of our belt driven professional piston compressors that brings even more features, and efficiency to our product range.

Wheeled models 11 bar










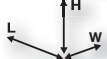

Available in a mix of:

- Four sizes from 2 to 5,5 HP.
- Four tank sizes up to 200 litres tank.
- Two types of electric supplies.

It includes following features:

- ON/OFF pressure switch for easy control.
- Pressure reducer to adjust desired outlet pressure.
- Handle and wheels (including jockey wheel) for easy transport.
- Steel fan guard for protection.
- Cast iron cylinders for improved cooling.
- After cooler for reduced air temperature.

TECHNICAL DATA

Type														
		litres	bar	psi	l/min	cfm	HP	kW	rpm	V/hz/Ph	L	W	H	Kg
25C2MYPRO	1 NS11S	27	11	159	254	9	2	1,5	1.250	230/50/1	805	355	630	43
25C2YPRO	1 NS11S	27	11	159	254	9	2	1,5	1.250	400/50/3	805	355	630	43
50C2MYPRO	1 NS11S	50	11	159	254	9	2	1,5	1.250	230/50/1	840	395	710	52
50C2YPRO	1 NS11S	50	11	159	254	9	2	1,5	1.250	400/50/3	840	395	710	52
90C2MYPRO	1 NS11S	90	11	159	254	9	2	1,5	1.250	230/50/1	970	485	835	63
90C2YPRO	1 NS11S	90	11	159	254	9	2	1,5	1.250	400/50/3	970	485	835	63
90C3MYPRO	1 NS18S	50	11	159	387	13,7	3	2,2	1.100	230/50/1	840	410	770	55
90C3YPRO	1 NS18S	50	11	159	387	13,7	3	2,2	1.100	400/50/3	840	410	770	55
200C3MYPRO	1 NS18S	90	11	159	387	13,7	3	2,2	1.100	230/50/1	970	485	890	66
200C3YPRO	1 NS18S	90	11	159	387	13,7	3	2,2	1.100	400/50/3	970	485	890	66
200C4YPRO	2 NS29S	200	11	159	514	18,1	4	3	1.400	400/50/3	1.400	560	1.000	112
200C5,YPRO	2 NS39	200	11	159	653	23,1	5,5	4	1.000	400/50/3	1.425	560	1.210	120

Other voltages available upon request

Stormy Pro

Stationary models 11 bar



Available in:

- Four sizes from 4 up to 10 HP.
- Two sizes of vessel 270 and 500 litres (plus a 270 litres vertical variant).
- Star delta cubicle variant.

They include following features:








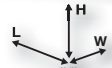

- Steel fan guard for protection.
- Cast iron cylinders for improved cooling.
- After cooler for reduced air temperature.

And starting 5,5 HP units:

- Silenced inlet filter.
- Inter cooler between the two stages.
- Low rotation speed.

A wheelset and handle kit is available as an option for horizontal 270 and 500 litres tank.

TECHNICAL DATA

Type														
		litres	bar	psi	l/min	cfm	HP	kW	rpm	V/hz/Ph	L	W	H	Kg
270F4YPRO	2 NS29S	270	11	159	514	18,1	4	3	1.400	400/50/3	1.490	500	995	117
270F4WPRO	2 NS29S	270V	11	159	514	18,1	4	3	1.400	400/50/3	680	600	1.740	135
270F5,5YPRO	2 NS39	270	11	159	653	23,1	5,5	4	1.000	400/50/3	1.490	500	1.190	124
270F5,5WPRO	2 NS39	270V	11	159	653	23,1	5,5	4	1.000	400/50/3	835	600	1.950	150
500F5,5YPRO	2 NS39	500	11	159	653	23,1	5,5	4	1.000	400/50/3	1.940	600	1.315	190
270F7WPRO	2 NS39	270V	11	159	827	29,2	7,5	5,5	1.250	400/50/3	835	600	1.950	197
500F7YPRO	2 NS39	500	11	159	827	29,2	7,5	5,5	1.250	400/50/3	1.940	600	1.315	200
270F7,5WPRO	2 NS59S	270V	11	159	950	33,5	7,5	5,5	750	400/50/3	640	600	1.985	212
500F7,5YPRO	2 NS59S	500	11	159	950	33,5	7,5	5,5	750	400/50/3	1.940	600	1.375	215
500F10YPRO	2 NS59S	500	11	159	1130	39,9	10	7,5	900	400/50/3	1.940	600	1.375	220

(*) Star delta models available from 5,5 HP (+15 kg)

270V = Vertical version

Other voltages available upon request

Stormy H Pro

High pressure stationary models 15 bar

Some applications like truck tyres inflation for instance require high pressure. Sometime more than 12 bar, are necessary due to pressure drop on the network.

Our 15 bar BELTAIR H PRO will fulfill such requirement.



Available in:

- Four horse powers from 4 to 10 HP.
- Two sizes of vessel 300 or 500 litres (plus a vertical 270 litres variant).
- Star delta cubicle variant.

They include following features:










- Steel fan guard for protection.
- Cast iron cylinders for improved cooling.
- After cooler for reduced air temperature.

And starting from 5,5 HP units:

- Silenced inlet filter.
- Inter cooler between the two stages.
- Low rotation speed.

A wheelset and handle kit is available as an option for horizontal 300 and 500 litres tank.

TECHNICAL DATA

Type		 H			 (*)									
		litres	bar	psi	l/min	cfm	HP	kW	rpm	V/hz/Ph	L	W	H	Kg
300F4HYPRO	2 NS29S	300	15	218	367	13	4	3	1.000	400/50/3	1.640	500	995	170
300F5,5HYPRO	2 NS39	300	15	218	522	18,4	5,5	4	800	400/50/3	1.640	500	1.195	185
270F7,5HWPRO	2 NS39	270V	15	218	522	18,4	5,5	4	800	400/50/3	835	600	1.950	180
500F7HYPRO	2 NS39	500	15	218	570	20,1	7,5	5,5	1.000	400/50/3	1.940	600	1.375	230
500F7,5HYPRO	2 NS59S	500	15	218	760	26,8	7,5	5,5	600	400/50/3	1.940	600	1.375	245
500F10HYPRO	2 NS59S	500	15	218	941	33,3	10	7,5	750	400/50/3	1.940	600	1.375	250

(*) Star delta models available from 5,5 HP (+15 kg) except 270V models

270V = Vertical version

Other voltages available upon request



Silenced Compressor

Silenced piston compressors are the perfect choice for indoor installation.

Thanks to their low residual noise level, they can be installed near the workplace which reduces the length of pipeworks and related pressure drop.

Fonostop

- Vertical design for small footprint.
- Easy access to components.
- Oil sight glass visible through the canopy.
- Low rotation speed for reliability.
- Control panel with hourmeter and power switch.



TECHNICAL DATA

Type		litres	bar	psi	l/min	cfm	HP	kW	rpm	V/hz/Ph	dB(A)	L	W	H	Kg
Z4	NS29S	-	10	145	426	15,0	4	3	1.203	400/50/3	64	815	520	915	100
Z5,5	NS39	-	10	145	577	20,4	5,5	4	890	400/50/3	64	815	520	915	100
Z5,5YD	NS39	-	10	145	577	20,4	5,5	4	890	400/50/3	64	815	520	915	100
Z7,5YD	NS39	-	10	145	769	27,2	7,5	5,5	1.180	400/50/3	64	880	590	1.200	170
Z10YD	B7000	-	10	145	975	34,4	10	7,5	1.048	400/50/3	64	880	590	1.200	170

X= Star delta starter version

Stormy Silent Pro

STORMY SILENT PRO range includes the same benefits as the STORMY PRO range, ensuring limited noise emission thanks to an insulating canopy that includes a control panel with hourmeter and enables easy service access.



Floor mounted



Floor mounted with tank inside (27L)



Stationary on tank



Stationary with dryer on tank

Stormy Silent Pro



Floor Mounted

Some installations are already fitted with an air vessel. In that case, a floor mounted unit can be the alternative.

TECHNICAL DATA

Type															
	litres	bar	psi	l/min	cfm	HP	kW	rpm	V/hz/Ph	dB(A)	L	W	H	Kg	
F4ZPRO	2 B4900	-	11	159	514	18,1	2	3	1.450	400/50/3	68	820	635	795	143
F5,5ZPRO	2 B5900	-	11	159	653	23,1	5,5	4	1.370	400/50/3	68	820	635	795	150
F7,5ZPRO	2 B6000	-	12	174	827	29,2	7,5	5,5	1.400	400/50/3	68	1.230	760	875	229
F10ZPRO	2 B7000	-	12	174	1.210	42,7	10	7,5	1.300	400/50/3	68	1.230	760	875	248

(*) Star delta models available from 5,5 HP (+6 kg)

Floor Mounted with Tank Inside

With less than 0,35 m², our units will provide compressed air and storage capability as well as ensuring a low noise level for easy installation.

TECHNICAL DATA

Type															
	litres	bar	psi	l/min	cfm	HP	kW	rpm	V/hz/Ph	dB(A)	L	W	H	Kg	
27F2MZPRO	1 B2800	27	8	116	254	9	2	1,5	1.250	230/50/1	64	760	430	845	80
27F2ZPRO	1 B2800	27	8	116	254	9	2	1,5	1.250	400/50/3	64	760	430	845	80
27F3MZPRO	1 B2800B	27	8	116	320	11,3	3	2,2	1.570	230/50/1	65	760	430	845	81
27F3ZPRO	1 B2800B	27	8	116	320	11,3	3	2,2	1.570	400/50/3	65	760	430	845	81

Stationary Models On Tank

User friendly model including air tank from 270 up to 500 litres for a footprint of 0,95 or 1,45 m², this unit offers you a workplace solution thanks to a low noise level.

TECHNICAL DATA

Type															
	litres	bar	psi	l/min	cfm	HP	kW	rpm	V/hz/Ph	dB(A)	L	W	H	Kg	
270F4ZPRO	2 B4900	270	11	159	514	18,1	4	3	1.450	400/50/3	68	1.470	635	1.360	213
270F5,5ZPRO	2 B5900	270	11	159	653	23,1	5,5	4	1.370	400/50/3	68	1.470	635	1.360	220
500F5,5ZPRO	2 B5900	500	11	159	653	23,1	5,5	4	1.370	400/50/3	68	1.900	635	1.480	267
500F7,5ZPRO	2 B6000	500	11	159	827	29,2	7,5	5,5	1.400	400/50/3	68	1.900	760	1.520	369
500F10ZPRO	2 B7000	500	11	159	1.210	42,7	10	7,5	1.300	400/50/3	68	1.900	760	1.520	388

(*) Star delta models available from 5,5 HP (+5 kg)

- wheelset and handle kit available as an option for 270 litres models

Stationary Models With Dryer On Tank

This model is a complete workplace air center including tank and selected fridge dryer of our range to insure production of dry compressed air with minimum footprint and low noise level.

All connections are done in factory for easy installation and reduced pressure drop.

TECHNICAL DATA

Type															
	litres	bar	psi	l/min	cfm	HP	kW	rpm	V/hz/Ph	dB(A)	L	W	H	Kg	
500F5,5ZDPRO	2 B5900	500	11	159	653	23,1	5,5	4	1.370	400/50/3	68	1.900	635	1.480	297
500F7,5ZDPRO	2 B6000	500	11	159	827	29,2	7,5	5,5	1.400	400/50/3	68	1.900	760	1.520	399
500F10ZDPRO	2 B7000	500	11	159	1.210	42,7	10	7,5	1.300	400/50/3	68	1.900	760	1.520	418

(*) Star delta models available from 5,5 HP (+6 kg) - Dryer power supply: 230/50/1

All products MARK are designed and produced in conformity with current European directives.

98/37/CEE
MACHINERY DIRECTIVE

89/336/ CEE EMC
DIRECTIVE

73/23/ CEE
LOW TENSION DIR.

97/23/CEE
PED DIRECTIVE

87/404 - 90/488
93/68/CEE
SIMPLE PRESS. VESSELS DIR.

The manufacturer reserves the right to make any change to the products in order to improve.



According to



MARK



DISTRIBUTED BY

www.mark-compressors.com